

CONTENTS

WARHAMMER AGE OF SIGMAR •CHAMPIONS• THE TRADING CARD GAME

COMPREHENSIVE RULES

LAST UPDATED 5TH OF APRIL, 2019

1: OBJECTIVE OF THE GAME	03
1.1: Winning the Game	03
2: GAME CONCEPTS	03
2.1: Equipment Needed	03
2.1.1: Constructed Deck Format	03
2.1.2: Limited Deck Format	03
2.1.3: Health Tracking	03
2.2: Golden Rules	03
2.3: Alliances	04
2.4: Card Types	04
2.4.1: Champion Cards	04
2.4.1.1: Parts of a Champion Card	04
2.4.1.2: Champion Classes	04
2.4.1.3: Champion Information	05
2.4.2: Blessing Cards	05
2.4.2.1: Parts of a Blessing Card	05
2.4.2.2: Passive & Instant Blessings	05
2.4.2.3: Blessing Information	06
2.4.3: Action Cards	06
2.4.3.1: Parts of an Action Card	06
2.5: Card Categories	06
2.5.1: Unit Cards	06
2.5.2: Spell Cards	07
2.5.3: Ability Cards	08
2.6: Quests & Blessings	08
2.7: Order of Events	09
2.7.3: Standard Order	09

2.8: Highlights & Subject Images	09	4.1.2.1: Rotate Smooth Cards	15
2.9: Heroic Acts	10	4.1.2.2: Update Passive Effects' Status	15
2.10: Moving Cards	10	4.1.2.3: Handle Exhausted Cards	15
2.10.1: Moving Cards to the Discard Pile	10	4.1.2.4: Trigger Instant Effects	16
2.10.2: Moving Cards from the Hand	10	4.1.3: Action Phase	16
2.10.3: Moving Specific Cards between Play Areas	10	4.1.3.1: Actions	16
2.10.4: Moving Champions	10	4.1.3.2: Play a Card	16
2.11: Information	11	4.1.3.3: Activate a Heroic Act	16
2.12: Increasing & Reducing Effects	11	4.1.3.4: Pass	16
2.13: Health	11	4.1.4: Draw Phase	17
2.14: Tags	11	4.1.5: End of Turn Phase	17
2.14.4: Stacking Units	12	4.1.5.5: Empty Deck Check	17
2.14.5: Realm Tags	12		
3: START OF GAME	13	5: END OF GAME	18
3.1: Play Area	13	5.1: Handling the Removal of a Player	18
3.1.1: Deck	13	5.2: One-on-One End of Game	18
3.1.2: Hand	13	5.3: Multiplayer End of Game	18
3.1.3: Discard Pile	13	6: KEYWORDS & GAME TERMS	18
3.1.4: Battlefield	14	6.1: Keywords	18
3.1.5: Limbo	14	6.2: Commonly Used Terms	19
3.2: Beginning of Game Procedure	14	7: CHANGELOG	20
3.2.1: Order of Play	14		
3.2.2: Champion Placement Phase	14		
3.2.3: Draw Opening Hands	14		
4: PLAYING THE GAME	15		
4.1: Phases of the Turn	15		
4.1.1: Start Phase	15		
4.1.2: Battlefield Phase	15		

1: OBJECTIVE OF THE GAME

1.1: Winning the Game

- 1.1.1: Each players' goal is the removal of their opponent from the game whilst ensuring that they themselves remain in the game.
- 1.1.2: This can be done either through the reduction of their opponent's health total to 0 or the opponent being removed from the game, through the Empty Deck Check rule (4.15.5).

2: GAME CONCEPTS

2.1: Equipment Needed

2.1.1: Constructed Deck Format

In Constructed Deck format, players use a deck that they have built prior to the game.

- 2.1.1.1: A Constructed Deck for Champions contains 38 cards which is broken down as follows:

4 Champion Cards (2.4.1)

- These are kept separate from other cards.
- A deck may include up to 2 copies of any given, non-Unique Champion.
- A deck may include up to 1 copy of any given, Unique Champion.
- The total cost of all 4 Champions must not exceed 20.

4 Blessing Cards (2.4.2)

- These are kept separate from other cards.
- A deck may include only 1 copy of any given Blessing.

30 Action Cards (2.4.3)

- A deck may include up to 3 copies of any given Action card.

- 2.1.1.2: All the cards in a Constructed Deck must be of the same Alliance or Unaligned (2.3.3).

- 2.1.1.3: All the Realm tags in a Constructed Deck (if any) must be of the same Realm (see 2.14.5 for further information on Realm tags).

- 2.1.1.4: Each player in a Champions game requires their own deck.

2.1.2: Limited Deck Format

In Limited Deck format, players are given boosters which they then use to assemble a deck from. This section will be expanded in a future edition of these rules.

2.1.3: Health Tracking

- 2.1.3.1: Regardless of the Deck Format, all players must have a way to track their health.

- 2.1.3.2: Each player is responsible for tracking their own health total.

- 2.1.3.3: The minimum possible health is 0, and the maximum possible health is 35. (2.13)

2.2: Golden Rules

- 2.2.1: If the description of a card contradicts the rules, the card takes precedence.

- 2.2.2: The effects of a card are **not** optional, unless a card says they are. You always do as much as you can when you play a card (not being able to do part, or all of a card's effects does not by itself stop the card from being played.)

Example: Unless the card text features the word 'may' or 'up to' you must do as much of the effect as is possible.

- 2.2.3: If a card says that something can't happen it takes priority over a card that says something can happen.

Example: FEARLESS KHORGORATHS stops a Champion from Deploying Units. Even if they play a card that allows a Unit to be Deployed, they would not be able to Deploy on that Champion.

- 2.2.4: Champions tournaments run according to the rules present

in the **Tournament Procedures** document (*Available in the future*). Where that document contradicts the rules present here, that document takes precedence.

2.2.5: This document can be used alongside the Warhammer Age of Sigmar: Champions: Quick Rules. Where this document contradicts the rules present in that document, this takes precedence.

2.3: Alliances

2.3.1: There are 4 Alliances in Champions. These are **Chaos, Death, Destruction** and **Order**.

2.3.2: A card's Alliance can be identified by the colour and the frame of the card.



As in the image above the Alliances are (in order from Left to Right): **Order, Chaos, Death, Destruction**.

2.3.3: A card can have no Alliance, in which case it is referred to as Unaligned.

2.4: Card Types

2.4.1: Champion Cards

These cards represent the group of powerful wizards and mighty warriors that the players command during a game of Champions.

2.4.1.1: Parts of a Champion Card

A Champion card contains the following information:

- A. Name & Nameplate
- B. Quest
- C. Tags (If Applicable)
- D. Attributes
- E. Class
- F. Trait (If Applicable)
- G. Subject Image (If Applicable)

2.4.1.1a: Each Champion has a Name in a box (referred to as the Nameplate) along the middle of the card. This Nameplate also serves as an indicator of Alliance (**2.3.2**).

2.4.1.1b: Each Champion has a Quest that is made up of the 4 Quest Objectives in each of the corners of the card. (**2.6**).

2.4.1.1c: Champions may have Tags (**2.14**) that run along the left side of the card image.

2.4.1.1d: Each Champion has 2 Attributes that run along the right side of the card image. These are Health Modifier (**2.10.1**) and Cost (**2.1.1.1**). Champions may also be Unique (**2.1.1.1**). Both Cost and Unique are typically only referenced during deck building.

2.4.1.1e: Each Champion has a Class (**2.4.1.2**) shown in the bar beneath the Nameplate. Their Class is also shown by the colour highlight around the text box.

2.4.1.1f: Champions may have a Trait (**6.2**) outlined in their text box. These can be either passive benefits or a **Heroic Act** the player can choose to use (**2.9**).

2.4.1.1g: If a Champion's trait refers to a Highlight then they will have a Subject Image at the bottom of the text box. For more on Highlights and Subject Images see **2.8**.

2.4.1.2: Champion Classes

There are three classes of Champion:

- A. Warrior
- B. Wizard
- C. Warrior-Wizard

- 2.4.1.2a:** Warriors have a red line around their text box. They are allowed to play Unit cards (2.5.1) and Warrior Ability cards (2.5.3); both of which are also shown with a red line around their text box.
- 2.4.1.2b:** Wizards have a blue line around their text box. They are allowed to play Spell cards (2.5.2) and Wizard Ability cards (2.5.3); both of which are also shown with a blue line around their text box.
- 2.4.1.2c:** Warrior-Wizards have both a red and a blue line around their text box. They are allowed to play both Unit (2.5.1) & Spell (2.5.2) cards; and Warrior & Wizard Ability cards (2.5.3). They are also treated as being both Warrior and Wizard for the purposes of other card effects

2.4.1.3: Champion Information

- 2.4.1.3a:** Champions are kept separate from the rest of the deck. Champions on the battlefield (3.1.3.4) are 'Free' information; and any 'Un-Placed' (3.2.2) Champions are considered 'Private Information'. For more on 'Free' and 'Private' information see 2.11 .


2.4.2: Blessing Cards

Blessings represent the gifts bestowed onto Champions by their deities.

2.4.2.1: Parts of a Blessing Card

A Blessing card contains the following information:



- A.** Name & Nameplate
- B.** Blessing Icon
- C.** Corner Values (If Applicable)
- D.** Duration
- E.** Effect
- F.** Subject Image (If Applicable)

- 2.4.2.1a:** Each Blessing has a Name in a box (referred to as the Nameplate) along the middle of the card. This Nameplate also serves as an indicator of Alliance (2.3.2).
- 2.4.2.1b:** Blessings have an Icon in yellow at the top of the card that marks them as being a Blessing .
- 2.4.2.1c:** Blessings may have Corner Values (2.4.2.2c) in some or all of the corners of the card.
- 2.4.2.1d:** Each Blessing has a Duration (2.4.2.2a) shown in

the bar beneath the Nameplate. This will be either Passive (2.4.2.2c) or Instant (2.4.2.2b).

- 2.4.2.1e:** Each Blessing has an effect outlined in their text box.
- 2.4.2.1f:** If a Blessing's effect refers to a Highlight then they will have a Subject Image at the bottom of the text box. For more on Highlights and Subject Images see 2.8 .

2.4.2.2: Passive & Instant Blessings

- 2.4.2.2a:** Blessings can either be Instant or Passive.
- 2.4.2.2b:** An Instant Blessing immediately resolves its effects upon being revealed then is turned face down in the Blessing row (3.1.3.4c), behind its respective Champion.
- 2.4.2.2c:** There are 3 ways Passive Blessings can be classed, based on how they rotate. Those are Permanent, Smooth, and Clunky.
- 2.4.2.2d:** A Passive Blessing is Permanent if it has no rotation symbol in its corners. Permanent Passive Blessings remain in play indefinitely.
- 2.4.2.2e:** A Blessing is Smooth if the rotation symbol in its current corner is circular .
- 2.4.2.2f:** Smooth Blessings **Rotate** automatically during the Battlefield Phase (4.1.2).
- 2.4.2.2g:** A Blessing is Clunky if the rotation symbol in its current corner is an irregular shape .
- 2.4.2.2h:** Clunky Blessing do not **Rotate** automatically; instead the card will specify when it is to **Rotate** .
- 2.4.2.2i:** Blessings' effects apply as soon as they are revealed, unless it's stated that the card is only in effect at a certain time or if its current corner has an X in it.
- 2.4.2.2j:** None of a Blessing's effects are active while the current corner has an X in it, or when the Blessing is about to **Exhaust** (6.1). Even if the rotation symbol is empty, the Blessing is still active.
- 2.4.2.2k:** A Blessing is turned face down when it **Rotates** to have no rotation symbol in the current corner, or if it **Rotates** around to its original orientation. This is referred to as the Blessing having **Exhausted**.

2.4.2.2i: If an acting Blessing leaves its current corner or turns face down, any subsequent effects on that card are cancelled. It does not cancel an effect that is already in progress of being resolved. This means that if a Blessing has been Rotated more than 1 corner by another card's effect, any passed over corners still trigger and fully resolve their effects before Rotating to the next corner (they only stop resolving if Rotated mid-effect).

2.4.2.3: Blessing Information

2.4.2.3a: Blessings are kept separate from the rest of the deck. Blessings that are unrevealed are considered 'Hidden' information; and any revealed or resolved Blessings are considered 'Free' information. For more on 'Hidden' and 'Free' information see **2.11**.

2.4.2.3b: Once a Champion's Quest is completed (**2.6.6**), the corresponding Blessing is immediately revealed. If the Blessing is Passive it is then placed face up behind its Champion. If the Blessing is Instant, then its effect is resolved and then placed face down behind its Champion.

2.4.2.3c: For more information on Blessings see **2.6**.

2.4.3: Action Cards




Action cards represent Units of soldiers, mystical Spells, and powerful Abilities that can be used by Champions.

2.4.3.1: Parts of an Action Card

An Action card contains the following information:

- A. Name & Nameplate
- B. Action Icon
- C. Corner Values (If Applicable)
- D. Category
- E. Tags (If Applicable)
- F. Effect
- G. Subject Image (If Applicable)

2.4.3.1a: Each Action card has a Name in a box (referred to as the Nameplate) along the middle of the card. This Nameplate also serves as an indicator of Alliance (**2.3.2**).

2.4.3.1b: Action cards have an Icon at the top that marks their category. This is either a Unit , Spell , or Ability .

2.4.3.1c: Unit & Spell cards have Corner Values (**2.5.1.5** & **2.5.2.5**) in some or all of the corners of the card. Ability cards never have Corner Values (**2.5.3.3**).

2.4.3.1d: Action cards have a category shown on the line beneath the Nameplate. Unit and Spells will also have a coloured line around their text box to signify their category.

2.4.3.1e: Action cards may have Tags (**2.14**) that run along the left side of the card image.

2.4.3.1f: Each Action card has an effect outlined in their text box.

2.4.3.1g: If an Action card's effect refers to a Highlight then they will have a Subject Image at the bottom of the text box. For more on Highlights and Subject Images see **2.14**.

2.5: Card Categories

2.5.1: Unit Cards

2.5.1.1: A Unit card is any card with the Unit category in its Category line.

2.5.1.2: Unit cards can only be played by **Disengaged** (See **2.14.4** for the exception) Warrior Champions (**2.4.1.2a**) Once played, they are Deployed by the Champion.



2.5.1.3: Units remain in play in front of a Champion when played. They are always played in an upright position (the bottom of the card facing its owner).

2.5.1.4: By default, Units' effects always affect their owner unless otherwise specified.

***Example:** Because it doesn't specify 'owner' or 'opponent', nor does it have a subject image; FEASTING VARGHEIST gives its owner health and card draw with its effects.*

2.5.1.4: By default, Units' effects always affect their owner unless otherwise specified.

2.5.1.5: A Unit's current corner is the corner that is, relative to its current orientation, in the top left corner.

- 2.5.1.6: Units' effects apply as soon as they come into play, unless it's stated that the card is only in effect at a certain time or if its current corner has an X in it.
- 2.5.1.7: None of a Unit's effects are active while the current corner has an X in it, or when the Unit is about to **Exhaust (6.1)**. Even if the rotation symbol is empty, the Unit is still active.
- 2.5.1.8: There are 2 ways Units can be classed, based on how they rotate. Those are Smooth and Clunky.
- 2.5.1.9: A Unit is Smooth if the rotation symbol in its current corner is circular .
- 2.5.1.10: Smooth Units **Rotate** automatically during the Battlefield Phase (4.1.2).
- 2.5.1.11: A Unit is Clunky if the rotation symbol in its current corner is an irregular shape .
- 2.5.1.12: Clunky Units do not **Rotate** automatically; instead the card will specify when it is to **Rotate**.
- 2.5.1.13: A Unit is placed on the discard pile when it **Rotates** to have no *rotation symbol* in the current corner, or if it **Rotates** around to its original orientation. This is referred to as the Unit having **Exhausted**.
- 2.5.1.14: If an acting Unit leaves its current corner or leaves play, any subsequent effects on that card are cancelled. It does *not* cancel an effect that is already in progress of being resolved. This means that if a Unit has been **Rotated** more than 1 corner by another card's effect, any passed over corners still trigger and fully resolve their effects before **Rotating** to the next corner (they only stop resolving if **Rotated** mid-effect).



2.5.2: Spell Cards

- 2.5.2.1: A Spell card is any card with the Spell category in its Category line.
- 2.5.2.2: Spell cards can only be played by Wizard Champions (2.4.1.2b). Once played, they are Deployed by the Champion.
- 2.5.2.3: Spells remain in play in front of a Champion when

played. They are always played in an upright position (the bottom of the card facing its owner).

- 2.5.2.4: By default, Spells' effects always affect their owner unless otherwise specified.

*Example: Because it doesn't specify 'owner' or 'opponent', nor does it have a subjectimage, **INVIGORATING CHANT** gives its owner health.*

- 2.5.2.5: A Spell's current corner is the corner that is, relative to its current orientation, in the top left corner.
- 2.5.2.6: Spells' effects apply as soon as they come into play, unless it's stated that the card is only in effect at a certain time or if its current corner has an X in it.
- 2.5.2.7: None of a Spell's effects are active while the current corner has an X in it, or when the Spell is about to **Exhaust (6.1)**. Even if the rotation symbol is empty, the Spell is still active.
- 2.5.2.8: There are 2 ways Spells can be classed, based on how they rotate. Those are Smooth and Clunky.
- 2.5.2.9: A Spell is Smooth if the rotation symbol in its current corner is circular .
- 2.5.2.10: Smooth Units **Rotate** automatically during the Battlefield Phase (4.1.2).
- 2.5.2.11: A Spell is Clunky if the rotation symbol in its current corner is an irregular shape .
- 2.5.2.12: Clunky Spells do not **Rotate** automatically; instead the card will specify when it is to **Rotate**.
- 2.5.2.13: A Spell is placed on the discard pile when it **Rotates** to have no rotation symbol in the current corner, or if it **Rotates** around to its original orientation. This is referred to as the Spell having **Exhausted**.
- 2.5.2.14: If an acting Spell leaves its current corner or leaves play, any subsequent effects on that card are cancelled. It does not cancel an effect that is already in progress of being resolved.

This means that if a Unit has been **Rotated** more than 1 corner by another card's effect, any passed over corners still trigger and fully resolve their effects before **Rotating** to the next corner (they only stop resolving if **Rotated** mid-effect).

2.5.3: Ability Cards

- 2.5.3.1: An Ability card is any card with the Ability category in its Category line.
- 2.5.3.2: Ability cards have a permission as to which class of Champion can play them. This will either be Warrior, Wizard or Any. In the case of Warrior or Wizard, the card will also have the matching colour lining their text box.
- 2.5.3.3: Ability cards can be played by **Engaged** Champions who control a Unit. They cannot be played by **Engaged** Champions who control a Spell.
- 2.5.3.4: Ability cards are moved to the discard pile immediately after their effects have finished resolving.
- 2.5.3.5: By default, Abilities' effects always affect their owner unless otherwise specified.

Example: WAAAGH! INFUSION'S healing effect grants health to the owner of the card.

2.6: Quests & Blessings

- 2.6.1: Each Champion has 4 Quest Objectives; one in each corner of the card.
- 2.6.2: A Champion's current Objective is the one in its current corner; which is the corner that is, relative to its current orientation, in the top left corner.
- 2.6.3: There are 6 different main types of Quest Objective:

A. Deploy Unit



B. Deploy Spell



C. Play Ability



D. Deal Damage



E. Gain Health



F. Remove Unit or Spell



2.6.3a: The 'Deploy Unit' objective is completed when a Unit is **Deployed** onto the Champion. This Unit can be **Deployed** either via being **Played** or through another card effect (4.1.3.2).

Some 'Deploy Unit' objectives also contain the image of a Tag (2.14), in whichcase the deployed Unit must have that Tag to complete the objective.

2.6.3b: The 'Deploy Spell' objective is completed when a Spell is **Deployed** onto the Champion. This Spell can be **Deployed** either via being **Played** or through another card effect (4.1.3.2).

2.6.3c: The 'Play Ability' objective is completed when an Ability is **Played** by the Champion (4.1.3.2).

2.6.3d: The 'Deal Damage' objective is completed when the Champion deals 1 or more damage to either player. This can be from either a card controlled by the Champion (Unit, Spell, or Ability) or through the Champion's trait or **Heroic Act**.

2.6.3e: The 'Gain Health' objective is completed when the Champion grants 1 or more health to either player. This can be from either a card controlled by the Champion (Unit, Spell, or Ability) or through the Champion's trait or **Heroic Act**.

2.6.3f: The 'Remove Unit or Spell' objective is completed when the Champion **Removes** a Unit or Spell controlled by either player. This can be from either a card controlled by the Champion (Unit, Spell, or Ability) or through the Champion's trait or **Heroic Act**.

2.6.4: A Champion can only complete 1 Objective per specific card, per turn.

Example: BLOODREAPER CHIEFTAIN'S first Quest Objective is to 'Deploy Unit' and its second Quest Objective is to 'Deal Damage'. The BLOODREAPER CHIEFTAIN plays a PACK OF BLOODLETTERS which

satisfies the 'Deploy Unit' objective. Then the **PACK OF BLOODLETTERS**, upon entering play, deals 1 damage, which cannot satisfy the 'Deal Damage' objective as the **PACK OF BLOODLETTERS** has already completed 1 objective this turn. If the **BLOODREAPER CHIEFTAIN** uses a different card that deals damage this turn, he would satisfy the 'Deal Damage' objective.

- 2.6.5:** When a Champion completes a Quest Objective they immediately **Rotate** forward one step. The 'Deploy Unit', 'Deploy Spell', 'Play Ability' objectives all complete the rotation before the card that is **Deployed** or **Played** resolves its Effects (whilst it is in limbo).
- 2.6.6:** Once all of a Champion's Quest Objectives are completed, their Quest is complete and their Blessing is revealed.
- 2.6.7:** The player then resolves any instant effects of the card and then, if the Blessing is an Instant, turn it face down on the Blessing row. After this is handled, play continues as normal.

2.7: Order of Events

- 2.7.1:** The effects on a card are always resolved in the order in which they are written on the card. If something adds an effect to a card, it is added at the end of the card's existing effects.

***Example:** FAVOUR OF THE GODS grants an additional **Last Stand** effect to GORE-SLICK SKULLREAPER. The order in which they will trigger if GORE-SLICK SKULLREAPER is removed, is first the **Last Stand** effect printed on GORE-SLICK SKULLREAPER will trigger and fully resolve, then the **Last Stand** effect granted by FAVOUR OF THE GODS will trigger and fully resolve, before the Unit is removed.*

- 2.7.2:** A card's effects do not resolve immediately; before they do, any other effects that may trigger as a result of playing that card (or using its Heroic Act) are checked in Standard Order.

2.7.3: Standard Order

- 2.7.3.1:** Standard Order refers to the order in which cards in play apply their effects.

- 2.7.3.2:** Starting with the player that owns the card that is applying its effect, effects are checked in the following order:

- A.** Each active Blessing, from left to right.
- B.** Each Champion, in order from left to right. The acting Champion's Quest Objective is checked before its Trait (**2.4.1.1g**), if applicable.
- C.** Each Action card in play, in order from left to right.

- 2.7.3.3:** The above process (**2.7.3.2**) is then repeated for the opponent's cards.

- 2.7.3.4:** If another effect triggers as a response to another card, the above process is immediately interjected, starting with the player controlling the card that just triggered. After such an interjected response has been dealt with, the card that triggered it resumes checking for effects.

2.8: Highlights & Subject Images

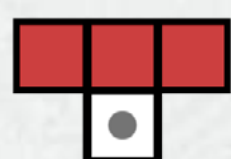
- 2.8.1:** Often cards will call out a 'Highlighted' subject for their effects. If this is the case then the card will also have a Subject Image to show what is 'Highlighted'.
- 2.8.2:** When referring to a 'Highlighted' subject, a card may be referring to a Champion, Unit, Spell, or Blessing (or any combination of the above), which will be stated after the word 'Highlighted' in the card's effect. Where only the word allied or enemy is used (or variations thereof), it applies to the entire lane.
- 2.8.3:** The Subject Image is always applied as though the card were in an upright position (the bottom of the card facing its owner).
- 2.8.4:** The green squares in a Subject Image refer to allied positions; that is cards that you control. The red squares in a Subject Image refer to enemy positions; that is cards that your opponent controls.
- 2.8.5:** If the Subject Image contains a dark dot, that refers to the position of the card applying the effect, and all 'Highlighted' cards are checked relative to that position.



In this Subject Image, the highlighted position is the allied lane controlling the effect.



In this Subject Image, the highlighted positions are all allied lanes



In this Subject Image, the highlighted position is the enemy lane opposite the effect, as well as both enemy lanes adjacent to it.



In this Subject Image, the highlighted positions are the enemy lane opposite the effect and the allied lanes adjacent to it.

2.9: Heroic Acts

- 2.9.1: **Heroic Acts** are effects on cards that require an action to be used.
- 2.9.2: Any effects listed after a **Heroic Act** only trigger when the **Heroic Act** is activated, even if there is a line-break. The exception to this is if there are 2 **Heroic Acts** on the same card, in which case the first **Heroic Act's** effects end where the next **Heroic Act** begins.
- 2.9.3: It is possible for a **Heroic Act** to satisfy the condition of a Quest Objective.

*Example: Whilst **HUNGERING VAMPIRE LORD 'S** current Quest Objective is its third corner, 'Gain Health', if its **Heroic Act** is used and provides health, then the objective will be satisfied.*

- 2.9.4: Only 1 **Heroic Act** can be used each turn (from any source).

2.10: Moving Cards

2.10.1: Moving Cards to the Discard Pile

- 2.10.1.1: When an Ability card is played, it normally moves to the

discard pile (3.1.3.3) after its effect is resolved.

- 2.10.1.2: If the card also moves other cards to the discard pile, the other cards are put onto the discard pile first (as the appropriate effect is dealt with), so the played card always ends up on top.

- 2.10.1.3: If multiple Action cards are **Removed (6.1)** at once, they are placed on the discard pile in order from left to right.

- 2.10.1.4: If a player causes another player to **Discard (6.1)** cards from their hand, the person discarding the cards gets to choose which order they are put onto the discard pile.

2.10.2: Moving Cards from the Hand

- 2.10.2.1: If a card effect instructs a player to move cards from their hand (3.1.3.2), the owner of the cards being moved gets to select the cards, within the boundaries of the effect.

- 2.10.2.2: Cards that are being moved from the hand that have restrictions as to what is being moved are always shown to all players.

- 2.10.2.3: If a card being moved from the hand to the deck (3.1.3.1) or vice versa, does not have a restriction on what it is, then it does not need to be shown.

- 2.10.2.4: Anytime a card being moved has a restriction (i.e. a 'Unit' Card), you may choose not to move it. This also applies to cards with restrictions being moved from the Deck.

2.10.3: Moving Specific Cards between Play Areas

- 2.10.3.1: If a card effect instructs a player to move a specific kind of card (e.g. a 'Unit card') from one play area to another (or to another part of the same play area; e.g. to the top of the deck), the moved card must be revealed to all other players to prove that it matches the effects.

- 2.10.3.2: If a card does not specify what card is being moved (e.g. move the 'top card of the deck') it does not need to be revealed to all other players.

2.10.4: Moving Champions

- 2.10.4.1: When a Champion swaps positions with another Champion, any

cards that are controlled by those Champions also swap with them (Units, Spells & Blessings, both face down and face up).

2.10.4.2: The current rotation of all those cards is also maintained.

2.11: Information

2.11.1: Information covers the things that players are allowed to know during a game. There are three types of 'information' in Champions:

- A. Free
- B. Private
- C. Hidden

2.11.1a: Free information is information that is known to both players; if asked a question about Free information, a player must answer honestly. Free Information includes:

- Any cards that are face up on the battlefield.
- Any cards that are in limbo.
- Any cards that are in either player's discard pile.
- The number of cards that are in a player's hand or deck.

2.11.1b: Private information is information that is known to one player, but not the other. A player is not obliged to reveal any Private information to their opponent. Private information includes:

- Any cards that are in a player's hand.
- The identity of cards in a deck.
- Any Hidden information that a single player has learnt through a card effect.

2.11.1c: Hidden information is information that is not known to either player. Hidden information includes:

- The order of cards in a deck.
- Any face down Blessings.

2.12: Increasing & Reducing Effects

2.12.1: Cards that 'increase' or 'reduce' values do so additively.

2.12.2: 'Increase' and 'reduce' effects are dealt with in Standard Order (**2.7.3**)

2.12.3: A value modified by 'increase' and 'reduce' effects can never be below 0.

2.12.4: An effect is not applied until after all modifiers have been resolved.

Example: An effect that says, "when you're about to take damage" or "when you would take damage", these are resolved after damage modifiers have been applied.

2.13: Health

2.13.1: Each player has a starting health total determined by using the Health Modifiers on Champions at the Start of the Game (**3.2.2.7**).

2.13.2: The maximum health possible is 35 and the minimum health possible is 0.

2.13.3: If an effect deals damage, adjust the health down accordingly. If an effect provides health, adjust the health up accordingly.

2.13.4: If an effect provides health while the player is at 35 health, it does nothing. It does not count as gaining health.

2.13.5: If an effect deals damage to a player who is at 0 health, or the damage in question is reduced to 0, it does nothing. It does not count as damage dealt.

2.14: Tags

2.14.1: Tags are used to describe a Champion or Unit, and are also referenced by other cards for effects.

2.14.2: The full list of tags are:



2.14.3: Tags by themselves have no effect (other than Stacking: 2.14.4); but are referenced by other cards or game rules.

2.14.4: Stacking Units

2.14.4a: Stacking is a tag that can be applied to Unit cards.

2.14.4b: Stacking Units can be **Deployed** on top of any other Stacking Unit whilst the controlling Champion is **Engaged**, up to a maximum stack of 3. New Units cannot be Deployed onto a Stack while there is a Unit already in the process of being **Deployed** onto it.

2.14.4c: If a Champion controls a Unit with less than 3 cards in its stack, they may **Deploy** another Stacking unit and place it over the existing Unit.

2.14.4d: When a Unit is Stacked on top of Unit it is **Deployed**, it is done so in an upright position, and all cards underneath it are returned to an upright position (the bottom of the card facing

the owner). While a Stacking Unit is being **Deployed** the Unit(s) underneath are inactive, and will not trigger effects.

Example: If Bossy Orruk deploys a Grot Slashas under it, the Grot Slashas will not deal damage because they are immediately inactive (due to being inactive as a new top card is pending Deployment).

2.14.4e: Only the top card of a Stack applies its effects; the cards underneath only contribute to the card's Support value. A Stack still only counts as a single Unit for the purpose of effects.

2.14.4f: If a Stacking Unit is **Removed** or **Exhausted** all the cards underneath it also leave play. The cards underneath the top card do not trigger any leaves play effects on themselves or other cards. The cards are placed in the discard pile such that the bottom card of the stack is the lowest in the discard.

2.14.4g: Units in a Stack rotate together. If the top card of a Stack is moved or **Removed** by an effect without moving or **Removing** any of the supporting Units, any cards left behind will retain the rotation of the previous top card. If the below Unit has an instant effect this does not trigger, however, all passive effects are still in effect. If this would cause the below Unit to **Exhaust**, resolve this while the moved or **Removed** card is in limbo.

Example: You have a Stack of Ancient Skeletons on its 3rd corner on top of a Crypt Shield Skeletons that is then Removed. Firstly, the Ancient Skeletons is Removed and is in limbo. This then causes the Crypt Shield Skeletons to Exhaust and fully resolve (i.e. get discarded) before continuing with Ancient Skeletons, which end up on top of the Crypt Shield Skeletons in the discard pile.

2.14.4h: Whilst a Stack is **Dormant** nothing new can be **Deployed** onto it.

2.14.5: Realm Tags

2.14.5a: Realm tags are tags that exist only on Spell & Blessing Cards.

2.14.5b: There are several different Realm tags, these can be distinguished both by their symbol, and their colours.

2.14.5c: A deck can only contain 1 different type of Realm tag.

***Example:** A deck can contain any number of different cards with the Realm tag: GHYRAN, but then cannot contain any cards with a different Realm tag.*

3: START OF GAME

3.1: Play Area

3.1.1: Deck

- 3.1.1a:** Each player's deck is kept face-down in a pile in front of them.
- 3.1.1b:** Whenever a card is drawn, it is done from the top of the deck.
- 3.1.1c:** If any card tells a player to look through their deck for another card or if they are told to put a card back into the deck, they must shuffle it afterwards. Exceptions to this is if a card specifies that it's optional, if the effect explicitly states to put the cards back in the same order , or if the effect states where to put the card(s) back.
- 3.1.1d:** If the deck is empty, any effect to draw a card is ignored. It will not count as drawing cards.
- 3.1.1e:** No one is allowed to look through their own or anyone else's decks, unless instructed by a card. If a card instructs them to look through it, they aren't allowed to show the cards to anyone else.

3.1.2: Hand

- 3.1.2a:** These are the Action cards that a player may look at and play.
- 3.1.2b:** Each player is allowed to look at their own hand only, at any time. Players may not show their hand to other players unless specifically required to for a card effect. Telling other players the cards in their hand is permitted so long as they do not show any cards. In this way the hand is 'Private' information.
- 3.1.2c:** There is no upper limit to the number of cards a player may have in hand.

3.1.3: Discard Pile

- 3.1.3a:** All cards in the discard pile are placed face-up.
- 3.1.3b:** Players are allowed to look through any discard pile at any time.

3.1.3c: Players are not allowed to rearrange the order of the cards in a discard pile. This applies even when cards are being moved out of the discard pile (only the cards being moved change).

3.1.4: Battlefield

3.1.4a: Each player's battlefield is divided into 3 rows of 4 columns each (these columns are sometimes referred to as lanes).

3.1.4b: Each column belongs to a Champion and they are placed in the middle row of their column. Their Blessing is stored under them, face down, until revealed.

3.1.4c: The back row is where a Blessing goes once it is revealed, while it is active, and after it is finished.

3.1.4d: The front row is where Action cards stay whilst they are in play, assigned to their respective Champions.

3.1.5: Limbo

3.1.5a: This is the area where cards reside while they are being moved from one area to another. It is also where Ability cards go while they are being played. Cards that are in limbo are considered 'Free' information.

3.1.5b: If a card effect calls out an 'As Enters Play' or 'When Leaves Play' effect, it triggers while the card is in limbo (and not yet "in play").

Example: A player plays STARDRAKE, as it enters play, they Discard 1 card from their hand. This happens before the Stardrake enters the battlefield, so even if there is an effect that would make Stardrake Dormant once it enters the battlefield, the Discard effect still happens.

3.2: Beginning of Game Procedure

3.2.1: Order of Play

3.2.1.1: First both players use an agreed upon method to determine who will be the first player.

Example: Rolling a dice, playing Rock/Paper/Scissors, flipping a coin...

3.2.1.2: The player that is going first goes first in both the Champion Placement Phase and the game itself.

3.2.1.3: Players should then shuffle their Blessings, present them to their opponent for randomisation, and then place one face down in each column on their battlefield from left to right, without looking at them.

3.2.1.4: Players should then shuffle their deck of action cards, present them to the opponent to be shuffled, and then place them face down in front of them

3.2.2: Champion Placement Phase

3.2.2.1: During this phase, each player's Champions will take turns entering the battlefield.

3.2.2.2: The player that is going first places 1 Champion face up in 1 of their Champion slots (on top of the Blessing that was placed there).

3.2.2.3: The player that is going second then places 2 Champions face up in 2 of their Champion slots (on top of the Blessings that were placed there)

3.2.2.4: The first player then places 2 of their remaining Champions face up in 2 of their Champion slots (on top of the Blessings that were placed there).

3.2.2.5: The second player then places their last 2 Champions face up in their remaining 2 Champion Slots (on top of the Blessings that were placed there).

3.2.2.6: The first player then places their last Champion face up in the last Champion Slot (on top of the Blessing that was placed there).

3.2.2.7: Once all the Champions have been placed, each player determines the starting health value. First, add all the health modifiers on the 4 Champions together, and then add the number to 30 (to a maximum of 35). This is the starting health value

3.2.3: Draw Opening Hands

3.2.3.1: After Champions have been placed, and starting health has been determined, both players draw their opening hands.

3.2.3.2: The player going first draws 4 cards from the deck. The player going second draws 5 cards from the deck.

4: PLAYING THE GAME

4.1: Phases of the Turn

Each turn consists of 5 phases. When all 5 phases have been acted out, the turn passes over to the opponent. This continues until the game is over.

The 5 phases occur in the following order:

4.1.1: Start of Turn Phase

4.1.2: Battlefield Phase

4.1.3: Action Phase

4.1.4: Draw Phase

4.1.5: End of Turn Phase

4.1.1: Start Phase

4.1.1.1: Before any cards apply their effects, your actions per turn are reset; by default to 2.

4.1.1.2: Apply the effect of any cards in play that are stated to take effect “at the start of your turn”.

4.1.1.3: These effects are resolved in Standard Order. See 2.7.3 for an explanation on Standard Order

4.1.1.4: Effects that trigger in this phase cannot trigger in any other phase of the turn.

*Example: The Ability card **GAZE OF KHORNE** triggers the effects of a highlighted Unit; this will not trigger the first effect of **STARVING FLESH HOUNDS** as it triggers only, “at the start of your turn”.*

4.1.2: Battlefield Phase

This phase is divided into 4 discrete steps, in order to properly solve any potentially overlapping effects.

These steps are as follows:

4.1.2.1: Rotate Smooth Cards

4.1.2.2: Update Passive Effects’ Status

4.1.2.3: Handle **Exhausted** Cards

4.1.2.4: Trigger Instant Effects

4.1.2.1: Rotate Smooth Cards

4.1.2.1a: If a card in play is Smooth (has a *circular rotation symbol* in its current corner), **Rotate** it 1 step forwards (90 degrees *anticlockwise*.)

4.1.2.1b: This happens regardless of what number or icon is in the *circular* symbol.

4.1.2.1c: If a card in play is Clunky (has an *irregular rotation symbol* in its *current* corner), it doesn’t rotate automatically.

4.1.2.1d: All cards that rotate during this step do so simultaneously.

4.1.2.2: Update Passive Effects’ Status

4.1.2.2a: If a card in play is Smooth (has a *circular rotation symbol* in its current corner), Rotate it 1 step forwards (90 degrees *anticlockwise* .)

Example: This includes effects such as “increased damage done”, “reduced damage received”, and effects that trigger when or if another effect happens.

4.1.2.2b: If a card is inactive, its passive effects do not apply. See 2.5.1.7 & 2.5.2.7 .

4.1.2.2c: If a card wasn’t active until it **Rotated** on this turn, its passive effects now come into action.

4.1.2.3: Handle **Exhausted** Cards

4.1.2.3a: If any rotating cards in play no longer have a *rotation symbol* or have returned to their original upright position, they are moved to the discard pile (or turned face down in the case of Blessings) in order from left to right (they **Exhaust**).

4.1.2.3b: If a card has any effects that trigger when that card **Exhausts**, they trigger while the card is in transition (the card is neither on the battlefield nor in the discard pile; it is in the Limbo Area: this even applies to Blessings that **Exhaust**).

4.1.2.3c: **Exhausted** cards are handled in Standard Order from left to right. If multiple cards **Exhaust** on the same turn, each card is fully handled (e.g. moved to the discard pile) before the next card is handled (i.e. the previous card will be at the top of the discard pile when the next card is handled). **Exhausted** cards that are waiting to have their effects handled are in the Limbo Area, and thus not in play.

4.1.2.4: Trigger Instant Effects

4.1.2.4a: Any active cards that have instant effects trigger now, in order from left to right.

4.1.2.4b: Instant effects are any effects that are not passive effects and take place immediately.

Example: This includes effects such as “deal damage”, “gain health”, and “**Remove**”.

4.1.2.4c: Instant effects only trigger if the card is active. See 2.5.1.7 & 2.5.2.7.

4.1.2.4d: Any “Start of Turn” effects or **Heroic Acts** do not trigger in this step. See 2.9 for information on when **Heroic Acts** trigger.

4.1.3: Action Phase

During the Action Phase, players can take 2 actions by default. Players can only ever take actions during their own turn (actions cannot be gained at all during other players’ turns).

4.1.3.1: Actions

4.1.3.1a: There are two different actions that a player can take during this phase. They are, to ‘play a card’ (4.1.3.2) (any number of times), or to ‘activate a **Heroic Act**’ (4.1.3.3) (once per turn). They may also ‘pass’ on using an action or actions (4.1.3.4).

4.1.3.1b: Actions are always attributed to a specific Champion for the purpose of completing Quests.

4.1.3.2: Play a Card

4.1.3.2a: To play a card, the player first shows the Action card that they wish to play and designate which Champion is playing it. To play the card, the Champion must have the right class (2.4.1.2).

4.1.3.2b: Upon playing a card, the Champion checks if any Quest Objectives have been completed (2.6), if they are, the Champion rotates now.

4.1.3.2c: The player then resolves any instant effects of the card and then, if the Action card is an Ability card, place it on top of the discard pile.

4.1.3.2d: Cards of a specific name can only be played or have their **Heroic Act** used once per turn, even if the player has multiple copies of the card.

Example: A player cannot play 2 **GRYPH CHARGER** in a single turn. A player also cannot play a **GRYPH CHARGER** then use the Heroic Act of a **GRYPH CHARGER** in the same turn or vice versa.

4.1.3.2e: A card that is not played but is **Deployed** through other means does not consume this ‘once per turn use’; so can still be played or use their **Heroic Act**.

Example: A player uses **COMMANDING THE DEAD** to Deploy a **GRIMGHAST REAPERS** from their discard pile. Because it was not played, they may still play another **GRIMGHAST REAPERS** this turn.

4.1.3.3: Activate a Heroic Act

4.1.3.3a: To activate a **Heroic Act** a player declares which card’s **Heroic Act** they wish to use.

4.1.3.3b: The player then resolves any instant effects of the card.

4.1.3.3c: As in 2.9.4 , only 1 **Heroic Act** may be used per turn. As in 4.1.3.2d , a card can only be used once per turn, whether that is to be played or use its **Heroic Act**.

4.1.3.4: Pass

4.1.3.4a: Players are not required to take an action; they may instead choose to pass.

4.1.3.4b: There is no limit to the number of actions that may be passed.

4.1.3.4c: As soon as a player chooses to pass on using an action, they automatically pass on all their remaining actions for the turn.

4.1.3.4d: Passing actions affects the number of cards that a player may draw during the Draw Phase. See **4.1.4** for more information on drawing cards.

pile (this doesn't count as a **Discard** effect).

- If, after the above step, they have no Action Cards or Blessings in play, they are defeated.

4.1.4: Draw Phase

4.1.4.1: The player must now, for each action that was not used in the Action Phase, **Draw** a card from their deck.

4.1.4.2: The cards drawn in this way should not be shown to other players.

4.1.5: End of Turn Phase

4.1.5.1: Now any effects that trigger at the 'end of the turn' take effect.

4.1.5.2: These are resolved following the Standard Order (**2.6.3**).

4.1.5.3: Finally, the 'Empty Deck Check' (**4.1.5.5**) is performed.

4.1.5.4: The current player's turn then ends and the opponent begins their turn.

4.1.5.5: Empty Deck Check

4.1.5.5a: The 'Empty Deck Check' is a check that happens at the end of a player's turn in order to prevent stalemates.

4.1.5.5b: It only takes place if the player whose turn it is has no cards left in their deck.

4.1.5.5c: Follow the following steps to resolve the 'Empty Deck Check':

- Did any card move from the acting player's Hand onto the battlefield or discard pile?
 - If yes, skip the remaining steps and continue the game.
- If no, the player must do one of the following:
 - Move one of their Action cards in play to the discard pile (this doesn't count as a **Remove** effect).
 - Turn an active Blessing face down.
 - Move one of the cards from their Hand to the discard

5: END OF GAME

5.1: Handling the Removal of a Player

- 5.1.1:** If a player's health is reduced to 0 or they fail the 'Empty Deck Check' (4.1.5.5), they are immediately removed from the game.
- 5.1.2:** This removal of a player may happen in the middle of an effect resolving.
- 5.1.3:** If there are additional effects to play out against the **recipient (3.1.3)** from the card that removed them from the game, those effects are ignored.
- 5.1.4:** The exception to the above is if a player is reduced to 0 health as a result of a card they played or Heroic Act they used (even if it was just responsible for triggering an effect that then reduced them to 0 health). In this case, that player's card is fully played out, then they are removed.
- 5.1.5:** If both players are reduced to 0 health during the same action being played out; the player whose turn it is wins.
- 5.1.6:** A player on 0 health cannot receive healing.

5.2: One-on-One End of Game

- 5.2.1:** A One-on-One game ends when 1 of the players is removed from the game.
- 5.2.2:** The winner is the remaining player.

5.3: Multiplayer End of Game

This section will be expanded in a future edition of these rules.

6: KEYWORDS & GAME TERMS

6.1: Keywords

- 6.1.1:** Words on cards that are printed in white text on a black background are **Keywords**.
- 6.1.2:** The following is a list of all the **Keywords** and their effects:
- **Clunky:** Refers to an irregular shaped corner of a Blessing, Spell, or Unit (one that does not rotate automatically during the Battlefield phase).
 - **Deploy:** The act of getting a Unit into the Battlefield, through any means (including 'move'). All normal restrictions apply; if an effect attempts to Deploy a card that cannot be Deployed, the effect fails. The 'Deploy' is always considered to be done by the Champion receiving the card, even if another card instigated it. If multiple Units are Deployed at the same time, they are always moved into play one at a time (and fully resolve any effects as applicable before the next is moved). If a card requires you to Deploy a card from a hidden information area (the Deck or Hand), you can always choose to not Deploy it.
 - **Discard:** Move a card from the source to the discard pile.

If a card applies any effects due to being discarded (such as 'FEED THE MAW'), these effects trigger at the start of the 'Standard Order' check (2.7.3) as opposed to after (note that they still trigger from Limbo).
 - **Disengaged:** A Champion is 'Disengaged' if they are not controlling a Spell or Unit.
 - **Dormant:** The affected card does not apply its effects and cannot 'Rotate' or 'Restart', even from other card effects (this does not stop a card's "As Enters..." play effects from triggering in limbo).
 - **Draw:** The act of 'Drawing' a card from the deck. Unless otherwise specified, cards are drawn from the top. If a card is 'moved' from the deck, it is not considered to have been 'Drawn'.
 - **Engaged:** A Champion is 'Engaged' if they are controlling a Spell or Unit.

- **Exhaust:** A Blessing, Spell, or Unit that has rotated past its last corner is 'Exhausted'. Any such Spell or Unit is discarded, and a Blessing is turned face down. Some effects cause cards to prematurely 'Exhaust', in which case they are immediately discarded (they ignore any remaining corners, if there are any). A card is not considered to have 'Exhausted' if it is 'Removed'.
- **Last Stand:** The effect following 'Last Stand' triggers if a Unit is about to be 'Removed'. Note that the 'Last Stand' effect is resolved before the 'Remove' happens, so it is still on the board at this time.
- **Play:** The act of 'Playing' a card. If a card is moved into play as part of an effect, it is not considered to have been 'Played'.
- **Rend:** Damage that is applied with 'Rend' bypasses any damage reducing effects.
- **Restart:** Set an affected card to its first corner. This is not considered a 'Rotation', so any corners "passed over" do not trigger. If a 'Restarted' card was not on its first corner before 'Restarting', and the first corner has an effect on it, that effect triggers when the card 'Restarts'.
- **Rotate:** Rotate an affected card 90 degrees in the described direction. If 'Rotated' from a card effect, corners passed over or landed on immediately trigger, if applicable (e.g. a Heroic Act wouldn't trigger as it requires an action to activate). Cards cannot 'Rotate' backwards past their first corner, but can be 'Rotated' forwards past their last corner (in which case they are 'Exhausted').
- **Remove:** Remove a card of a specified type from play and discard it. If multiple cards are Removed, they trigger any 'Last Stand' effects in 'Standard Order' (see '5.1: Standard Order') and then go to Limbo simultaneously, before going to the Discard Pile in the left-to-right order they were in on the Battlefield.
- **Support:** The number of cards under a stacking Unit. If a stacking Unit consists of 3 cards, its 'Support' is considered 2 (for the 2 cards underneath the top card)

6.2: Commonly Used Terms

- **Action Card:** Any card that is not a Blessing or Champion.
- **Allied:** Any card or effect that you own.
- **After Playing a Card:** Effects that trigger *after Playing* a card are dealt with after the played card has been resolved.
- **Control:** A Champion controls any allied card in its lane (Unit, Spell or Blessing) and any Ability that has been played by it.
- **Enemy:** Any card or effect that your Opponent owns.
- **Move:** A card that is moved from one play area to another. Any such cards are not considered to have been **Played**, **Discarded**, **Removed**, or **Returned**. If a player moves a card into play. If an effect doesn't specify where the card should be moved from, it moves from the hand.
- **Leaving Play:** When a card is referred to as 'leaving play', it means that it has been Removed, Returned, Exhausted, or simply moved out of the active play area (e.g. to the hand, deck, or discard pile). When a card leaves play it moves through limbo on its way to another area, if it has an effect on 'leaves play' it will trigger while it is there.
- **Normal Restrictions:** This refers to a Champion only being able to have its appropriate cards (Units for Warriors, Spells for Wizards) and being Disengaged.
- **Replace:** When a card in play is **Replaced**, it is placed on the discard pile (It does not count as being **Removed** or **Exhausted**).
- **Since Your Last Turn:** Refers to the a window of time since the end of the player's previous turn (or the start of the game, if they haven't yet had a turn).
- **Swap:** Replaces a card in play with a card from another area (e.g. the hand or discard pile). If no valid card exists in either of the involved areas, this effect fails and does not take effect. The location of the cards also swap (for example, a Unit swapped into play takes the place of the Unit that was swapped out), even in the Discard Pile.

- **Trait:** The effect of a Champion; this can either be a **Heroic Act** or a passive effect.
- **Turn:** A turn consists of the 5 phases outlined in 4.1. A turn ends and changes to another player's turn once all 5 phases have been completed.
- **X:** Whilst a card has an X as its current corner, it does not apply any of its effects (This does not include any "As Enters..." play effects that trigger in limbo). X is not considered to be a value (i.e. it is not 0).

7: CHANGELOG

5TH April 2019

- 6.1: Discard: Clarified when, in Standard Order, a card triggers its "if this is discarded" effects.

4TH February 2019

- 2.14.4b: Stacking Units can now only be deployed on top of other Stacking Units.

30TH November 2018

- 2.1.1.3: Realm cards in decks.
- 2.14.3: Tags being referenced by game rules.
- 2.14.5: Explaining Realm tags.
- 6.2: Additional entry for 'Turn'.

6TH November 2018

- 2.10.2.4: Overhauled.
- 2.10.2.5: Removed.
- 2.14.4b: Additional Clarification Added.
- 4.1.5.5c: Player is defeated on the turn they lose their last card.
- 5.1: Clarified that Heroic Acts are also fully resolved before the acting player is removed from the game, if they reached 0 health as a result of it.
- 6.1: Deploy: Additional Clarification for Deploying from a hidden zone.
- 4.1.2.3: Exhausted made bold to match surrounding uses.

24TH August 2018

- 2.2.2: Additional Clarification Added.
- 2.14.4f: Additional Clarification on moving Stacks to the discard pile.
- 2.5.1.2: Ref Change (Previously Incorrect).
- 2.5.1.2: Additional Clarification for Units being Deployed

- 2.5.2.2:** Additional Clarification for Spells being Deployed
- 2.7.2:** Rephrase to better explain when effects trigger.
- 4.1.3:** Added Clarification for Actions gained on other player's turns.
- 6.1:** Deploy: Additional Clarification on multiple units Deployed simultaneously
- 6.2:** Added: Allied, 'Control', Enemy.
- 7:** Added Changelog.

20TH August 2018

- 2.4.2.2l:** Additional clarification on effects with rotating.
- 2.5.1.2:** Added Disengaged.
- 2.5.1.14:** Additional clarification on effects with rotating.
- 2.5.2.14:** Additional clarification on effects with rotating.
- 2.5.3.3:** Added Abilities over Units & Spells Clarification.
- 2.5.3.4:** Ref. Change (Formerly 2.5.3.3).
- 2.5.3.5:** Ref. Change (Formerly 2.5.3.4).
- 2.8.2:** Typo Corrected.
- 3.2.1.3:** Adding clarification on randomisation & Blessing placement.
- 2.14.4b:** Additional Clarification on Engaged.
- 4.1.3.1a:** References in Text Corrected.
- 4.1.3.2e:** Additional Clarification on Play vs Deploy.
- 4.1.3.4a:** Ref Corrected.
- 4.1.3.4b:** Ref Corrected.
- 4.1.3.4c:** Ref Corrected.
- 4.1.3.4d:** Ref Corrected.
- 6.1:** Wording Correction on Deploy.
- 6.1:** Additional Clarification on Dormant.
- 6.2:** Added: 'Normal Restrictions', 'Replace', 'X'.

COPYRIGHT

Warhammer Age of Sigmar: Champions © Copyright Games Workshop Limited 2019. Warhammer Age of Sigmar, the Warhammer Age of Sigmar logo, GW, Games Workshop, Warhammer, Stormcast Eternals, and all associated logos, illustrations, images, names, creatures, races, vehicles, locations, weapons, characters, and the distinctive likeness thereof, are either ® or TM, and/or © Games Workshop Limited, variably registered around the world, and used under licence.

PlayFusion, the PlayFusion Logo and related rights in and to the mechanics of "Warhammer Age of Sigmar: Champions", are proprietary to PlayFusion Limited, and are either ©, TM, ®, and or patent protected or pending, or subject to registered or unregistered design rights, variably registered or enforceable around the world, used with permission.